



Guideline for Hazardous Waste Management

Revised October 2017

Lignes directrices sur la gestion des déchets dangereux

Révisé en octobre 2017

Le présent document contient la traduction française du résumé.

Contents

1	Introduction	1
1.1	Definitions and List of Acronyms	3
2	Roles and Responsibilities	8
2.1	Environment and Natural Resources	8
2.2	Generators of Hazardous Waste	9
2.3	Carriers of Hazardous Waste	9
2.4	Receivers of Hazardous Waste	10
2.5	How to Register as a Hazardous Waste Generator, Carrier, Storage Facility, or Receiver	10
2.6	Other Regulatory Agencies	12
3	Hazardous Waste Properties and Lists	15
3.1	General	15
3.2	Hazardous Waste Types	16
4	Storage and Management of Hazardous Waste	20
4.1	Pollution Prevention	20
4.2	General Requirements for Storage Containers	21
4.3	General Requirements for Storage Facilities	21
4.4	Hazardous Waste Treatment or Disposal	22
4.5	Record of Disposal Requirements	23
4.6	Disposal of Hazardous Waste Outside of the NWT	24
4.7	Alternative Management Methods	24
5	Conclusion	25

Figure 1:	Movement of Hazardous Waste and Record Keeping	8
Figure 2:	Regulatory Contacts for Hazardous Waste Management.....	14
Figure 3:	Decision Flow Chart for Determining if a Waste is a Hazardous Waste.....	26
Figure 4:	Hazardous Waste Management Process for Generators	27
Form 1:	Hazardous Waste Generator Registration Form	28
Form 2:	Hazardous Waste Carrier Registration Form	30
Schedule I:	Leachate Disposal Standards for Solid Waste/Process Residuals	32
Schedule II:	Dioxin Toxicity Equivalency Factors	33
Schedule III:	Listed Wastes	33
Schedule IV:	Severely Toxic Contaminants.....	34
Schedule V:	Small Quantity Threshold for Types of Hazardous Waste	34
Schedule VI:	Registration Volumes.....	35
Schedule VII:	Illustration of a Movement Document.....	36
Schedule VIII:	Information Required in a Record of Disposal.....	37
Appendix 1:	38
	Subset of the <i>Environmental Protection Act</i>	
Appendix 2:	41
	Selecting a Hazardous Waste Receiver	
Appendix 3:	42
	Dangerous Goods Classifications	
Appendix 4:	43
	Regulatory Agencies, Land and Water Boards, and Associations	
References	46

1 Introduction

Industrial, commercial, and institutional (ICI) sectors often produce residual materials during their operations that are considered waste. Some wastes are more hazardous than others, due to their chemical, physical or biological properties. Hazardous waste is the term used to describe waste materials that require special handling and disposal/treatment to prevent adverse impacts on human health and the environment.

This guideline has been developed by the Environment Division of the Department of Environment and Natural Resources for the ICI sector. The purpose of this document is to:

- provide guidance to industrial, commercial, and institutional operators in the Northwest Territories (NWT) on the proper management of hazardous waste;
- increase awareness of the different types of hazardous waste; and
- support the tracking of hazardous waste from generation to final treatment/disposal.

Section 2.2 of the *Environmental Protection Act* (EPA) gives the Minister of Environment and Natural Resources of the Government of the Northwest Territories (GNWT) the authority to develop, coordinate and administer guidelines (See Appendix 1). This guideline does not alleviate the need to comply with any other Act or regulation applicable to the management of hazardous waste. Section 2.6 of this Guideline provides additional information on the roles and responsibilities of other regulatory agencies that may be involved with the management of hazardous waste due to their legislative responsibilities.

This guideline is for the general management of hazardous waste and should be read in conjunction with hazardous waste guidelines for specific substances that are available on ENR's website.

For more information regarding hazardous waste please visit our website (<http://www.enr.gov.nt.ca/en/services/hazardous-waste>) or contact:

Environment Division
Department of Environment and Natural Resources
Government of the Northwest Territories
7th floor, Scotia Centre
5102 50 Avenue

Mailing Address:
PO Box 1320
Yellowknife NT X1A 2L9

Tel: (867) 767-9236 ext. 53176
Fax: (867) 873-0221

1 Introduction

Au cours de leurs activités, les secteurs industriel, commercial et institutionnel (ICI) produisent souvent des matières résiduelles qui sont considérées comme des déchets. Certains déchets sont plus dangereux que d'autres en raison de leurs propriétés chimiques, physiques ou biologiques. On parle de déchets dangereux pour décrire les déchets qui exigent une élimination ou un traitement spécial pour prévenir toute répercussion négative sur la santé ou l'environnement.

Ces lignes directrices ont été élaborées par la division de l'environnement du MERN du GTNO pour les secteurs ICI. Les lignes directrices sur la gestion des déchets dangereux visent à :

- orienter les exploitants des secteurs ICI des TNO sur la gestion appropriée des déchets dangereux;
- sensibiliser aux différents types de déchets dangereux;
- encourager le suivi des déchets dangereux, de leur production à leur élimination ou traitement final.

La section 2.2 de la LPE confère au ministre de l'Environnement et des Ressources naturelles l'autorité de mettre au point, de coordonner et d'administrer des lignes directrices (voir l'annexe 1). Ces lignes directrices ne suppléent à aucune autre loi ou réglementation applicable à la gestion des déchets dangereux. La section 2.6 de ces lignes directrices contient des renseignements complémentaires sur les rôles et responsabilités d'autres organismes de réglementation qui pourraient participer à la gestion des déchets dangereux dans le cadre de leurs responsabilités législatives.

Ces lignes directrices concernent la gestion globale des déchets dangereux et doivent être consultées parallèlement aux lignes directrices sur les déchets dangereux relatives aux substances spécifiques.

On peut consulter ces lignes directrices ainsi que celles sur les autres déchets dangereux sur le site Web du MERN ou en communiquant avec le MERN (<http://www.enr.gov.nt.ca/en/services/hazardous-waste>) aux coordonnées suivantes :

Division de l'environnement
Ministère de l'Environnement et des Ressources naturelles
Gouvernement des Territoires du Nord-Ouest
5102, 50^e Avenue
Centre Scotia, 7^e étage

Adresse postale :
C. P. 1320
Yellowknife NT X1A 2L9

Tél. : 867-767-9236, poste 53176
Télec. : 867-873-0221

1.1 Definitions

<i>Carrier</i>	Any person engaged in the transport of hazardous waste.
<i>Cement returns</i>	Excess cement circulated to the surface after downhole cementing.
<i>Consignor</i>	A person who offers a consignment of hazardous waste for transport.
<i>Contaminant</i>	Any noise, heat, vibration or substance and includes such other substances as the Minister may prescribe that, where discharged into the environment, (a) endangers the health, safety or welfare of persons, (b) interferes or is likely to interfere with normal enjoyment of life or property, (c) endangers the health of animal life, or (d) causes or is likely to cause damage to plant life or to property.
<i>Contaminated water</i>	Waste water or snow that contains any of the contaminants listed in Schedule I in a concentration greater than the corresponding amount.
<i>Contaminated site</i>	Areas of land, water, groundwater, or sediments that have levels of contaminants exceeding the remediation criteria described in the GNWT's <i>Guideline for Contaminated Site Remediation</i> .
<i>Dangerous goods</i>	Any product, substance or organism referred to in the prescribed classes of dangerous goods or included by its nature in any of the prescribed classes of dangerous goods in the schedule provided by the applicable transport authority.
<i>Dioxin TEQ</i>	The dioxin toxicity equivalent (TEQ) value which is determined by adding the products of the measured concentrations of each dioxin and furan constituent listed in Column I of Schedule II multiplied by the toxicity equivalency factor (TEF) listed opposite in Column II.
<i>Discharge</i>	Includes, but not so as to limit the meaning, any pumping, pouring, throwing, dumping, emitting, burning, spraying, spreading, leaking, spilling or escaping.
<i>Drilling cuttings</i>	The solid materials, fragments of rock and other materials brought to the surface during the drilling process.
<i>Drilling mud</i>	A suspension, usually in water but sometimes in oil (diesel), used in rotary drilling, consisting of various substances in a finely divided state (commonly bentonitic clays and chemical additives), introduced continuously down the drill pipe under pressure and through openings in the drill bit and transported back up in the annular space between the pipe and the walls of the hole to a surface pit or tank where it is conditioned and reintroduced into the wellbore. It is used to lubricate and cool the bit, carry the cuttings up from the bottom, and to prevent blowouts and cave-ins.
<i>Drilling fluids</i>	Any liquid mixture of clay, water, sediment, drilling muds, chemical additives, or other wastes that are pumped downhole while drilling and are specifically related to drilling activity.

<i>Drilling waste</i>	Waste substances associated with drilling a well or directional drilling including: <ul style="list-style-type: none"> a) Drilling cuttings; b) Drilling fluids; c) Drilling mud; d) Flowback fluid; e) Fracturing fluid; or f) Cement returns.
<i>Effluent</i>	Liquid material, treated or untreated, discharged into the environment.
<i>Empty container</i>	A container from which all: <ul style="list-style-type: none"> a) Hazardous waste has been emptied, to the greatest extent possible, using regular handling procedures. Its contents shall not exceed 0.1% of the container's original capacity or 0.2 litres, whichever is less. This does not include toxic gas in Class 2.3 of the TDGR or containers which previously came in direct contact with: <ul style="list-style-type: none"> i. Substances in Class 6.1 Packing Group I materials of the TDGR; or ii. Severely Toxic Contaminants. b) Flammable vapours have been reduced to less than twenty percent (20%) of the lower explosive limit for the material by purging, venting, or by the introduction of an inert material.
<i>Environment</i>	Means the components of the Earth and includes <ul style="list-style-type: none"> a) air, land and water, b) all layers of the atmosphere, c) all organic and inorganic matter and living organisms, and d) the interacting natural systems that include components referred to in paragraphs (a) to (c).
<i>Flowback fluid</i>	The flow of fracturing fluid back to the wellbore after treatment is completed.
<i>Fracturing fluid</i>	The fluid used to perform a particular hydraulic fracturing treatment and includes the applicable base fluid and all additives.
<i>Generator</i>	The owner or person in charge, management or control of a hazardous waste or a facility or property that generates or contains hazardous waste.
<i>Hazardous to the aquatic environment</i>	Any product or substance classified as hazardous to the <i>aquatic</i> environment according to the classification system outlined in Chapter 4.1 Hazardous to the Aquatic Environment of Part 4 ENVIRONMENTAL HAZARDS provided in the Globally Harmonized System of Classification and Labelling of Chemicals (GHS).

<i>Hazardous waste</i>	<p>A contaminant which is no longer used for its original purpose and is intended for recycling, treatment, disposal or storage and is:</p> <ul style="list-style-type: none"> a) A dangerous good according to the TDGR; b) Leachable waste; c) Hazardous to the aquatic environment; d) Waste containing dioxins and furans; e) Contaminated soil/snow/water from a contaminated site; f) Drilling waste; g) Listed waste; or h) Any other waste deemed hazardous. <p>Hazardous waste does not include a material that is:</p> <ul style="list-style-type: none"> a) Authorized for on-site disposal by the applicable regulator for the specific activity in which the hazardous waste was generated; b) Household hazardous waste being transported to a municipal collection depot; c) Included in Class 1, Explosives or Class 7, Radioactive materials of TDGR; d) Exempted as a small quantity; e) An empty container; or f) Goods that are defective, surplus, or otherwise not usable for their intended purpose and that are in the process of being returned directly to a manufacturer or supplier.
<i>Hazardous waste management facility</i>	A facility which is used for the collection, storage, treatment, recycling or disposal of hazardous waste.
<i>Incompatible waste</i>	Hazardous wastes which, when in contact with one another or other substances under normal conditions of storage or transportation, could react to produce heat, gas, fire, explosion, corrosive substances or toxic substances.
<i>Landfill</i>	A designated area of land where residual waste is placed, compacted, and covered.
<i>Leachable waste</i>	A substance that may contain any of the contaminants listed in Schedule I in a concentration greater than the corresponding amount when subjected to the leachate extraction procedure.
<i>Leachate extraction procedure</i>	A test method designed to determine both the organic and inorganic parameters present in solid and multi-phased waste. It is designed to simulate the characteristics a material may exhibit if placed in a landfill. Test determined by Method 1311 Toxicity Characteristic Leaching Procedure (TCLP) Test, US EPA or Leachate Extraction Procedure 164-GP-1-MP Canadian General Standards Board.
<i>Listed waste</i>	Wastes listed in Schedule III.
<i>Long term storage</i>	The storage of hazardous waste for a period of 180 days or more but does not include materials in transit.
<i>Manage</i>	To handle, transport, store, recycle, treat, destroy or dispose of hazardous waste.

<i>Movement document</i>	Means the form set out in Schedule VII.
<i>Process residuals</i>	Solid, semi-solid or sludge waste resulting from industrial operations.
<i>Receiver</i>	A person or company registered with the Environment Division, or by the applicable province or territory, authorized to receive and manage specified types of hazardous waste.
<i>Record of disposal</i>	A physical copy of the information outlined in Schedule VIII.
<i>Severely toxic contaminants</i>	Contaminants listed in Schedule IV.
<i>Small quantity</i>	Hazardous waste that is generated in any month is not greater than the amount in column II of Schedule V corresponding to the type of hazardous waste, or the aggregate quantity accumulated at any one time is not greater than the amount in column II of Schedule V corresponding to the type of hazardous waste.
<i>Transport authority</i>	<p>The regulations controlling the management of dangerous goods under that mode of transport. These include:</p> <ul style="list-style-type: none"> • Road and rail – <i>Transportation of Dangerous Goods Act (TDGA) and Regulations (TDGR)</i>; • Air – <i>International Civil Aviation Organization Technical Instructions (ICAO)</i>; and • Marine – <i>International Maritime Dangerous Goods Code (IMDG)</i>.
<i>Treatment or Treat</i>	<p>The handling or processing of a hazardous waste in such a manner as to change the physical, chemical or biological character or composition of the hazardous waste to eliminate or reduce:</p> <p>(a) one or more hazards of the waste; and/or</p> <p>(b) the volume.</p>
<i>Used oil</i>	Means any oil, including lubrication oil, hydraulic fluid, metal working fluid and insulating fluid, that is unsuitable for its intended purpose due to the presence of impurities or the loss of original properties, but does not include waste oil derived from animal or vegetable fat, a petroleum product spilled on land or water or waste from a petroleum refining operation.
<i>Waste containing dioxins and furans</i>	A waste containing Dioxin TEQ in a concentration greater than 0.001 mg/kg.

List of Acronyms used in this Document

AER	Alberta Energy Regulator
CALA	Canadian Association for Laboratory Accreditation Inc.
CAPP	Canadian Association of Petroleum Producers
CCME	Canadian Council of Ministers of the Environment
ED	Environment Division
ENR	Environment and Natural Resources
EPA	<i>Environmental Protection Act</i>
GHS	Globally Harmonized System of Classification and Labelling of Chemicals
GNWT	Government of the Northwest Territories
IATA	International Air Transport Association
ICAO	International Civil Aviation Organization
ICI ¹	Industrial, Commercial, Institutional
IMDG	International Maritime Dangerous Goods Code
OROGO	NWT Office of the Regulator of Oil and Gas Operations
SCC	Standards Council of Canada (Environmental Laboratories)
TCLP	Toxicity Characteristic Leaching Procedure
TEQ	Toxicity equivalent value
TDGA/TDGR	The <i>Transportation of Dangerous Goods Act</i> and Regulations (Canada)
WHMIS	Work Site Hazardous Material Information System

¹ Industrial Resource development activities, construction, fabrication, light and heavy manufacturing.
Commercial Retail stores, mechanical shops, property managers, service and repair businesses, etc.
Institutional Federal, Territorial, Municipal government departments and agencies, non-profit agencies.

2 Roles and Responsibilities

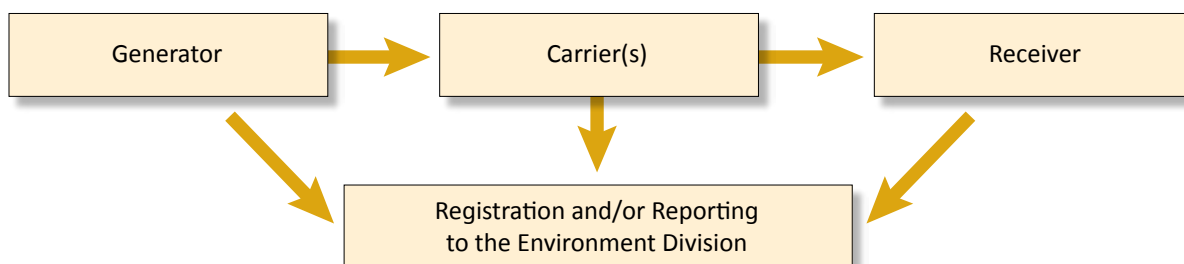
2.1 Environment and Natural Resources

The Department of Environment and Natural Resources (ENR) is the GNWT agency responsible for initiatives which control and prevent the discharge of contaminants, including hazardous wastes, and their impact on the natural environment. ENR is responsible for ensuring that environmentally acceptable management procedures, emission levels and disposal methods are maintained. Legislative authority is provided by the *Environmental Protection Act* (EPA) (See Appendix 1) and the *Pesticide Act*.

The Environment Division (ED) of ENR monitors the movement of hazardous waste from the generator to final disposal at the receiving facility through the use of a specified 6 part form called a hazardous waste movement document. A movement document form, or an equivalent record of disposal, must accompany all hazardous waste in transit regardless of the means of transport. Hazardous waste movement documents are provided by the Environment Division.

If hazardous waste is to be transported off the originating site, the generator must be registered with ED. Once registered, an identification number will be assigned which is required to complete the movement document. A carrier or receiver may either be registered in the NWT or in the province or territory in which the company is based. The basic framework for the off-site movement of hazardous waste and reporting is outlined in Figure 1.

Figure 1: Movement of Hazardous Waste and Record Keeping



The definitions of hazardous waste vary across Canada, although most provinces and territories register generators, carriers, receivers and utilize the hazardous waste movement document. The definition of hazardous waste in the NWT is unique because it includes waste types such as, contaminated soil and drilling waste which are frequently managed under different regulatory frameworks in other jurisdictions. It is important to confirm their ultimate disposal on a hazardous waste movement document or an equivalent record of disposal.

The environmental risks associated with these waste types may be mitigated through various forms of on-site management and their disposal may be specifically authorized by the applicable regulator. It is important to review all the sections of this Guideline as it pertains to the proposed activities.

2.2 Generators of Hazardous Waste

The responsibility for proper waste management rests with the generator and should be considered part of the cost of doing business.

The generator is ultimately responsible for ensuring hazardous waste will be properly managed from the time it is generated to final disposal. Hazardous waste must be properly packaged, stored, transported, treated and disposed of. Contractors frequently manage waste on behalf of the generator; however, the generator is responsible for ensuring, in advance, that the waste management method is acceptable.

In general, the generator is responsible for the following:

- Packaging, classifying, quantifying, labelling, and storing hazardous waste properly (See Sections 4.2 and 4.3).
- Registering their hazardous waste management facility if applicable (see Section 2.5).
- Ensuring analysis (if required) is performed by a laboratory accredited by CALA or SCC (See Associations in Appendix 4).
- Ensuring the proper disposal of hazardous waste by an acceptable method. Appendix 2 of this Guideline describes how to determine if a receiver is authorized to receive the type of hazardous waste.
- Ensuring workers are trained in the management of hazardous waste including emergency/spill response in the event of a discharge.
- Complying with all other regulatory requirements for hazardous waste management including transportation, occupational health, and public health and safety.

When hazardous waste is to be transported off-site, the generator is required to:

- register as a generator of hazardous waste;
- ensure the waste is transported by a registered hazardous waste carrier to a receiver authorized to receive the type of hazardous waste; and
- ensure a movement document, or an equivalent record of disposal, is properly completed and accompanies the shipment (see Sections 4.5 and 4.6).

Hazardous waste management flowcharts for generators are shown in Figures 3 and 4 of Section 4.

2.3 Carriers of Hazardous Waste

Carriers must be registered with ED prior to transporting hazardous waste. Hazardous waste must be transported in accordance with the appropriate transport authority as defined below.

Air	International Civil Aviation Organization (ICAO)
Marine	International Maritime Dangerous Goods Code (IMDG)
Road, Rail	Transportation of Dangerous Goods Regulations (TDGR)

In general the carrier is responsible for the following:

- Completing Part B of the hazardous waste movement document (or alternate record of disposal) and retaining it during transit to authorized receiving facilities.
- Maintaining the appropriate placards on the transport vehicle.
- Ensuring staff are trained in the applicable mode of transport, and qualified to safely transport hazardous waste.
- Reporting spills that occur during transit to the NWT/Nunavut Spill Report Line at (867) 920-8130.

2.4 Receivers of Hazardous Waste

Hazardous waste management facilities that manage hazardous waste from other generators are registered as receivers. The operator of a hazardous waste management facility in the NWT is required to register the facility with ED to manage specified hazardous waste types. See Section 2.5 for information about registering a hazardous waste receiving facility. In the NWT, some current examples of receiving facilities may include municipal disposal sites for asbestos, authorized used oil burners for used oil and waste fuel, or hazardous waste transfer facilities.

Receiving facilities outside the NWT need to be authorized by the province or territory of destination to receive the specific type of hazardous waste. There is a wide range of facilities to manage various types of hazardous waste. A comprehensive listing is beyond the scope of this Guideline. See Section 4.6 for more information.

2.5 How to Register as a Hazardous Waste Generator, Carrier, Storage Facility, or Receiver

First, determine what type of hazardous waste you have. Figure 3 on page 26 may be referenced for assistance. Then, determine your hazardous waste management options or what type of registration you may need by referencing Figure 4 on page 27. Registration forms are provided on pages 28 and 30 for generators and carriers respectively. Section 4 outlines basic hazardous waste management practices.

ED requires the following information when applying for a hazardous waste generator or carrier registration number:

Registering as a Generator

- Company name, address, phone number and contact person, including position;
- Location and description of the activity taking place that results in the generation of the hazardous waste; and
- Expected type, quantity and method of storage of hazardous waste.

Registering as a Carrier

- Company name, address, phone number and contact person, including position;
- Proof of transport liability insurance; and
- Confirmation that the company meets the training requirements of the transport authority (certificate of training).

Registering a Storage Facility

A generator may also be required to register their storage facility. If the hazardous waste is not stored on the generator's property, the property owner will need to register their facility as a receiver. A storage facility can be a building, locker, compound or area used to store hazardous waste.

A storage facility must be registered with ED if:

- The facility is used or is intended for the storage of hazardous waste for a period of 180 days or more; and
- Quantities to be stored exceed the quantities set out in Schedule VI for individual waste classes or if the aggregate quantity for all classes of waste stored exceed 5,000 kg or L (except for contaminated soil and drilling waste where quantities exceed 50,000 kg or L).

Under the EPA, the [Spill Contingency Planning and Reporting Regulations](#) set the standards for reporting spills of contaminants and preparing spill contingency plans.

ED requires the following information when registering a hazardous waste storage facility:

- Company name, address, phone number and contact person, including position;
- Location and description of the facility;
- Expected types, quantities and method of storage of the hazardous waste;
- Approvals required to operate and occupy the land for that purpose; and
- Confirmation that the proponent has provided building plans to the Office of the Fire Marshal to ensure compliance with adopted codes and standards.

Registering as a Receiver

Facilities which store, treat, reprocess, consolidate, destroy or recycle hazardous waste(s) are classified as hazardous waste management facilities, and must register with ED prior to beginning operation. In addition to the information required for a storage facility ED requires a description of the waste management activities to be conducted.

Note: Facilities that burn used oil must be registered as receivers in accordance with Section 15 of the [Used Oil and Waste Fuel Management Regulations](#). Separate application forms are available at ENR's website (<https://www.gov.nt.ca/ecc/en/services/register-incinerate-waste-fuel>) or by contacting ED.

A complete list of requirements for all potential hazardous waste management facilities is beyond the scope of this guideline. ED may request further information on a proposal, following an initial review of information provided.

A hazardous waste management facility may also require permits and licences from the applicable Land and/or Water Board or the Department of Lands depending on the activity, or for the deposit of any waste (see Section 2.6). Under these circumstances the review of proposed hazardous waste management activities that overlap with other agencies, occur in parallel without a duplicate review process.

2.6 Other Regulatory Agencies

Other agencies may be involved with the management of hazardous waste. Some of the other agencies that may be involved are identified below.

2.6.1 Department of Infrastructure, GNWT

The Road Licensing and Safety Division is responsible for administering the *Transportation of Dangerous Goods Act* and *Regulations* (NWT). The Department is also responsible for driver, vehicle and road safety under additional transport legislation.

The transportation of dangerous goods by rail (TDGR), marine (IMDG) or by air (ICAO) is regulated by Transport Canada.

2.6.2 Department of Lands, GNWT

The Department of Lands issues and manages various authorizations for use of public land. Where public land is leased to operators by the GNWT, the lease terms and conditions require proper management of hazardous waste, which is verified by regular inspections by the Department of Lands.

2.6.3 Workers' Safety and Compensation Commission (WSCC)

The WSCC is responsible for administering the NWT *Safety Act* and the *Occupational Health and Safety (OHS) Regulations*, which address the safety of workers and the work place. The Act states that the employer shall maintain their establishment and take all reasonable precautions to ensure the safety and health of every person in the establishment. The regulations also prescribe standards for protective clothing and equipment to be used by workers. The *Work Site Hazardous Materials Information System Regulations* were adopted to ensure employee training and safe storage and handling of controlled products at the employer's work site.

2.6.4 Office of the Fire Marshal, GNWT

The Office of the Fire Marshal has authority over the storage of flammable, combustible and hazardous materials under the *National Fire Code*. The National Fire Code is adopted by the GNWT through the *Fire Prevention Regulations*. Consult with the GNWT Department of Municipal and Community Affairs' regional Assistant Fire Marshal or your community Fire Chief if your activities may require the Office of the Fire Marshal's review.

2.6.5 Chief Public Health Officer, GNWT

The Chief Public Health Officer, GNWT should be consulted regarding requirements under the *Public Health Act* when waste management activities may affect public health.

2.6.6 Office of the Regulator of Oil and Gas Operations (OROGO)

OROGO regulates oil and gas activities on-shore in the NWT for the primary purposes of ensuring safety, environmental protection and conservation of oil and gas resources. OROGO does not regulate oil and gas activities in federal areas, the off-shore, the on-shore in the Inuvialuit Settlement Region, the Norman Wells proven area, or the inter-provincial/territorial transmission of oil and gas (pipelines).

2.6.7 Environment and Climate Change Canada (ECCC)

ECCC is responsible for regulating the management of hazardous waste from federal facilities and lands under the *Canadian Environmental Protection Act* (CEPA). CEPA regulates polychlorinated biphenyls (PCBs) under the **PCB Regulations**. International and Interprovincial shipments of hazardous waste are controlled under the **Export and Import of Hazardous Waste and Hazardous Recyclable Material Regulations** and the **Interprovincial Movement of Hazardous Waste Regulations**.

2.6.8 National Energy Board (NEB)

NEB regulates oil and gas activities in federal areas, the off-shore, the on-shore in the Inuvialuit Settlement Region, the Norman Wells proven area, and the inter-provincial/territorial transmission of oil and gas (pipelines).

2.6.9 Natural Resources Canada (NRCAN)

The Explosives Safety and Security Branch of NRCAN is responsible for administering the **Explosives Act** and regulations and pursuing the advancement of explosives safety and security of the public and all the workers involved in the explosives industry in Canada.

2.6.10 Canadian Nuclear Safety Commission (CNSC)

The CNSC regulates and licenses radioactive waste management facilities. The responsibility for ensuring safe transport of radioactive waste is jointly shared between the CNSC and Transport Canada. The TDGR deals with the transport of all classes of dangerous goods, while the CNSC's **Packaging and Transport of Nuclear Substances Regulations** are primarily concerned with health, safety and security of the public, and protection of the environment related to the special characteristics of radioactive material.

2.6.11 Indigenous and Northern Affairs Canada (INAC)

INAC is the federal agency that has the mandate to manage land and water on designated federal lands, as well as off-shore oil and gas. They also make appointments and provide policy direction to the land and water boards.

2.6.12 Land and/or Water Boards

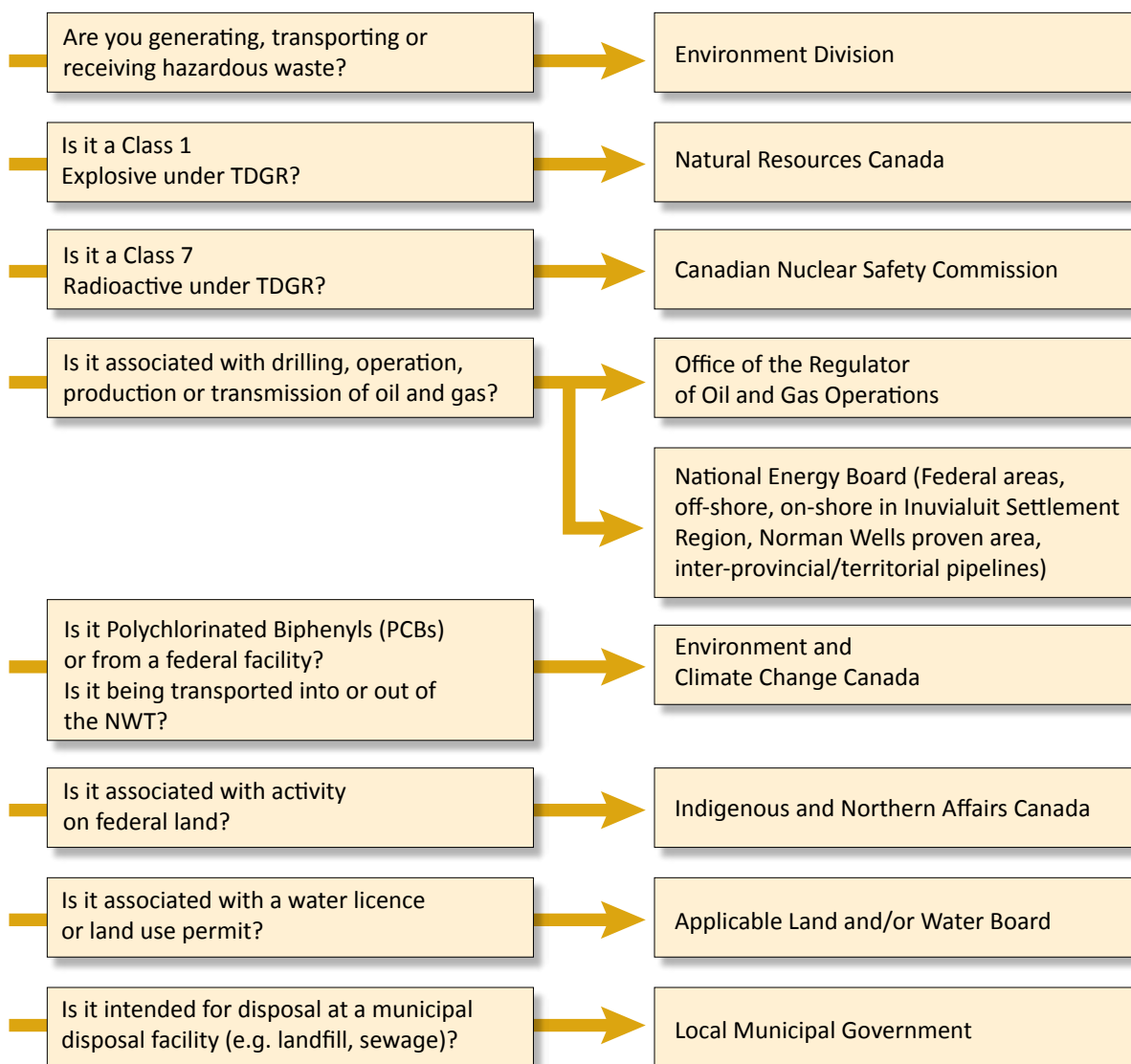
The Land and Water Boards of the NWT were established under the **Mackenzie Valley Resource Management Act** and the **Waters Act**. They have broad authority to regulate the use of land, water, and the deposit of waste. The Land and Water Boards set terms and conditions in permits and licences that pertain to waste disposal. Information about the boards of the Mackenzie Valley can be found at the following website, <https://mvlwb.com>. Information about the Inuvialuit Water Board can be found at the following link, <https://www.inuvwb.ca>. Further information about the Land and Water Boards of the NWT can be found at <http://www.nwtboardforum.com>.

2.6.13 Local Governments

Local municipal governments are incorporated in a number of ways, under a variety of legislation and they assume full authority for decisions about community public infrastructure including disposal facilities such as landfills and sewage lagoons. A complete list of municipal governments can be found at the following website (<http://www.maca.gov.nt.ca/en/communitylist>).

The contact information for all of the above agencies can be found in Appendix 4.

Figure 2: Regulatory Contacts for Hazardous Waste Management



3

Hazardous Waste Properties and Lists

3.1 General

Hazardous wastes are generated in a wide variety of workplace settings in the NWT and may be gases, liquids, solids or semi-solids. The definition of hazardous waste incorporates several terms that describe the different types of hazardous waste generated. Waste types a) through e) are classified based on their physical properties of being corrosive, flammable, reactive, persistent, bioaccumulative or toxic. Waste types f) and g) are named as hazardous wastes because of the known environmental liability associated with these waste types.

- a) A dangerous good according to the TDGR;
- b) Leachable waste;
- c) Hazardous to the aquatic environment;
- d) Waste containing dioxins and furans;
- e) Contaminated soil/snow/water from a contaminated site;
- f) Drilling waste;
- g) Listed waste; or
- h) Any other waste deemed hazardous.

In addition hazardous waste does not include a material that is:

- a) Authorized for on-site disposal by the applicable regulator for the specific activity in which the hazardous waste was generated;
- b) Household hazardous waste being transported to a municipal collection depot;
- c) Included in Class 1, Explosives or Class 7, Radioactive materials of TDGR;
- d) Exempted as a small quantity;
- e) An empty container; or
- f) Goods that are defective, surplus, or otherwise not usable for their intended purpose and that are in the process of being returned directly to a manufacturer or supplier.

It is important to check the definition of small quantity and empty container as they relate to the other definitions and schedules in this guideline.

Hazardous waste must not be mixed or diluted with any substance or divided into smaller quantities to avoid meeting the definition of a hazardous waste.

3.2 Hazardous Waste Types

a) Dangerous Goods

The definition of hazardous waste in this guideline incorporates the term “dangerous goods” as defined in the *Transportation of Dangerous Goods Act*. The Transportation of Dangerous Goods Regulations (TDGR) outlines a system for classifying dangerous goods. Therefore, the classification system used in the TDGR should be referred to for the most current criteria when it is applied to hazardous waste classification. There are nine classes of dangerous goods described in the TDGR, however the definition of hazardous waste only includes the criteria for Classes 2, 3, 4, 5, 6, 8, and 9. Class 1 explosives and Class 7 radioactive materials are exempt from the definition of hazardous waste. These materials are regulated by federal legislation. Appendix 3 outlines the properties of the seven dangerous goods chemical classes referenced in the definition of hazardous waste.

b) Leachable Waste

The leachability of solid waste is determined by analysing a representative sample according to the Toxicity Characteristic Leaching Procedure (TCLP), Test Method 1311 (as amended) developed by the U.S. Environmental Protection Agency. The purpose of the TCLP is to determine the mobility of organic and inorganic analytes present in liquid, solid, and multi-phase wastes. The TCLP analysis simulates landfill conditions where, over time, water and other liquids percolate through landfills. The percolating liquid often reacts with solid waste in the landfill, and may pose public and environmental health risks because of the contaminants it absorbs. The test is intended to determine if a waste is suitable for disposal in a landfill or disposal facility. The generator must use process knowledge to select the applicable parameters in Schedule I and ensure the waste types meets the numerical criteria assigned to the parameter.

c) Hazardous to the Aquatic Environment

This classification is intended for packaged products or bulk goods that are bought, sold, or used in a workplace setting. The classification may be found as a label on the product or on the safety data sheets of the product. This hazard classification system is not intended to be referenced as effluent criteria that require authorization from the applicable regulator.

Part 4 Environmental Hazards of the United Nations GHS outlines criteria for substances that are hazardous to the aquatic environment based on the following basic elements:

- (a) Acute aquatic toxicity;
- (b) Chronic aquatic toxicity;
- (c) Potential for or actual bioaccumulation; and
- (d) Degradation (biotic or abiotic) for organic chemicals.

d) Waste Containing Dioxins and Furans

Dioxins and furans are polychlorinated dibenzo-p-dioxins and polychlorinated dibenzofurans. Due to their extraordinary environmental persistence and capacity to accumulate in biological tissues, the release of dioxins and furans from human activity are slated for virtual elimination under the Canadian Council of Ministers of the Environment (CCME) Policy for Management of Toxic Substances and the federal Toxic Substances Management Policy.

In the NWT, dioxins and furans from human activities are most frequently formed as a result of incineration or open burning of garbage, and are also found as solid waste in the ash. They are also found in wood preservatives that used pentachlorophenol.

Waste containing dioxins and furans is classified as a hazardous waste if it contains Dioxin TEQ in a concentration greater than 0.001 mg/kg.

e) Contaminated Soil/Snow/Water

Contaminated soil/snow/water that is being removed from a contaminated site is managed as a hazardous waste in the NWT to ensure the material removed is transported to a registered receiving facility authorized to receive that waste.

Contaminated soil is soil, sand, gravel, rock or similar naturally occurring material that contains levels of contaminants exceeding the remediation criteria found in the [Guideline for Contaminated Site Remediation](#). The hazardous waste management framework is not meant to be applied to activities that follow the tiered process or risk assessment or in-situ remediation according to the [Guideline for Contaminated Site Remediation](#).

Contaminated soil may be exempt from the definition of hazardous waste where circumstances allow for:

- on-site remediation;
- re-use of petroleum hydrocarbon contaminated soil in an asphalt paving plant;
- re-use of soil that meets industrial criteria for landfill cover; or
- re-use of soil as industrial fill once a prior informed consent form has been completed.

Under these circumstances ED needs to be contacted to confirm an alternative record of disposal is completed that provides an equivalent level of accountability to confirm the disposal does not contribute to the likely discharge of a contaminant.

Contaminated snow or water may contain mixtures or emulsions of waste fuel, used oil, solvents, antifreeze, or other types of hazardous waste. Contaminated snow or water is a hazardous waste if it contains any of the contaminants listed in Schedule I in a concentration greater than the corresponding amount.

If the contaminated water is suitable for disposal in a municipal sewage lagoon then it is not considered hazardous waste. It is important to check the municipal sewer by-law or with the municipality about their water licence prior to disposing of contaminated water in a municipal sewage lagoon.

f) Drilling Waste

Drilling wastes are generated from sub-surface drilling activities and are usually made up of two components: drilling fluids and solids (i.e. cuttings). In the NWT, drilling wastes are typically generated from the following activities:

- oil and gas exploration/production;
- mineral exploration; or
- horizontal directional drilling for infrastructure installation.

The management of drilling waste requires careful consideration of the various authorizations that may be required from the applicable regulator. Drilling wastes vary in volume and chemical composition, therefore management methods vary depending on the specific type or method of drilling activity. For drilling that requires the use of fluids, these fluids can be water-based, oil-based and may include a wide variety of added substances.

The following are potential components of drilling wastes:

- a) Drilling cuttings;
- b) Drilling mud;
- c) Drilling fluids;
- d) Fracturing fluid;
- e) Flowback fluid; and
- f) Cement returns.

Regulatory Oversight

This guideline makes a distinction between the on-site, and the off-site, management and disposal of drilling waste. Individual projects may choose to manage their drilling waste on-site or off-site, or some combination of both.

On-Site Drilling Waste Management and Disposal

The regional Land and/or Water Board authorize the disposal of drilling waste onto land or into water, through terms and conditions in either a Land Use Permit (LUP) or a Water Licence (WL) (See Section 2.6.12). The deposit of drill waste by injection into an underground formation or reservoir is authorized by the applicable energy regulator (see section 2.6.6 and 2.6.8). Prior to receiving authorization the operator is required to submit a project proposal which includes details pertaining to waste management and disposal. Approved drilling waste management plans in the NWT may reference suitable drilling waste management guidance developed in other jurisdictions, but may also require additional methods suitable for the NWT.

Off-Site Transportation and Disposal

The off-site transportation and disposal of drilling waste in the NWT requires proper tracking and record keeping. The framework for managing hazardous waste, such as generator, carrier, receiver registration and the use of hazardous waste movement documents (or alternative record of disposal), are used to account for the ultimate disposal of all drilling wastes when they are transported to other receiving facilities. In addition, the generator must also determine if the properties of the drilling wastes require it to be classified as a dangerous good.

The off-site management and disposal of drilling waste in the NWT requires authorization from the applicable regulator. This may be done through the review of, but not limited to the:

- a) Receiving site design, operation and capacity;
- b) Receiving site approvals and any associated operational requirements;
- c) Analytical testing of the drilling wastes or the receiving environment;
- d) Information that indicates no hazardous drilling additives or chemicals were used; or
- e) Waste management plans that reference suitable drilling waste management practices prior to disposal (i.e. storage, transport, handling, disposal method, etc.).

g) Listed Waste

ED has included a specific list of wastes in Schedule III that are known to have hazardous properties. The waste types listed are common to several types of industrial, commercial and institutional activities. Further testing or application of process knowledge, of these wastes is required to determine if they can be managed as non-hazardous waste. The generator must also use their knowledge of the specific characteristics of these waste types to help determine if they are also classified as dangerous goods.

The small quantity thresholds for various listed wastes are specified in Schedule V.

1. Saturated absorbent materials contaminated with leachable amounts of hazardous waste:
 - Granular sorbent;
 - Sorbent pads/booms;
 - Shop towels (rags);
 - Used activated carbon; or
 - Any material used to contain leaks and spills of hazardous waste.
2. Household hazardous waste is generated from common activities such as home, yard, and vehicle maintenance. Household hazardous waste from a single residence is exempt from the requirements of this guideline, but a collection of consolidated household hazardous waste from numerous residences is managed as hazardous waste. Collections of household hazardous waste are those that are collected and segregated at collection events or have accumulated at municipal facilities over time.
3. Incinerator ash is a process residual generated in incinerators used in various industrial activities. Incinerator ash might contain high levels of metals, dioxins and/or furans. This waste stream must undergo analytical testing for leachable metals as well as dioxins and furans to confirm the absence of contaminants (Schedule I and II) prior to disposal in solid waste facilities in the NWT.
4. Used oil and used oil filters are regulated in accordance with the [Used Oil and Waste Fuel Management Regulations](#) that contain criteria for the use of used oil for the purpose of heat recovery, as well as how used oil filters are to be managed. Section 20 of these regulations state the following.
20. No person shall dispose of a filter used to filter oil unless, 24 hours before disposing of the filter,
 - (a) the inner chamber of the filter is punctured and the contents are drained; or*
 - (b) the filter is mechanically crushed or shredded and the contents have been collected.*

The management of the following waste types are defined and discussed further in separate guidelines listed below:

5. Waste asbestos, defined in the [Guideline for the Management of Waste Asbestos](#);
6. Biomedical waste, defined in the [Guideline for the Management of Biomedical Waste](#);
7. Lead paint that produces a leachate greater than 5 mg/L, [Guideline for the Management of Waste Lead and Lead Paint](#);
8. Glycol (Antifreeze) solutions, defined in the [Guideline for the Management of Waste Antifreeze](#);
9. Halocarbons, defined in the [Guideline for the Management of Ozone Depleting Substances and Halocarbon Alternatives](#);
10. Waste paint, defined in the [Guideline for the Management of Waste Paint](#);
11. Mercury-containing lamps, defined in the [Guide to Recycling Mercury-Containing Lamps](#).

h) Any Other Waste Deemed Hazardous

A waste might need to be managed as a hazardous waste under circumstances not defined in this guideline. ENR could receive new information that a waste type or chemical is hazardous, but not captured by any of the classifications in this guideline. Additionally, ENR may contact the responsible party directly in writing, or verbally, with specific waste management requirements.

4

Storage and Management of Hazardous Waste

Waste management is intended to reduce or eliminate the effects of waste on the environment, to provide for public and worker safety and to maximize the efficient use of resources. Once hazardous waste has been created, the proper treatment and disposal can be expensive. While it is the responsibility of the waste generator to pay for all disposal costs, various waste management options are available to reduce the cost and volume of waste requiring treatment.

4.1 Pollution Prevention

A more effective and proactive management practice is to eliminate or reduce the generation of the waste. This is referred to as pollution prevention.

Minimizing or avoiding the creation of pollutants and waste can be more effective in protecting the environment than treating them, or cleaning them up after they have been created.

– Canadian Council of Ministers of the Environment

Pollution control options treat waste after it has been created, whereas pollution prevention measures avoid the creation of waste.

Waste generators in the NWT can reduce costs and prevent pollution by implementing reduction, reuse and recycling programs through changes in operational procedures, maintenance practices and raw material usage. An overall waste management plan should incorporate these ideas.

1. Reduce

The aim of reduction is to eliminate the production of a hazardous waste by using raw materials more efficiently. Methods of reduction include substitution or reduction of a raw material, production redesign, process changes, and improved maintenance activities. Methods which are technically and economically practical in any given situation should be used to reduce or eliminate waste streams.

2. Reuse and Recycle

Reusing or recycling hazardous waste in operating processes within the generating facility is another means of pollution prevention. Alternatively, other users may be found to reuse the material that would otherwise require treatment or disposal. ENR encourages the reuse and recycling of hazardous waste in the following ways:

- (a) Waste exchanges and associations offer some opportunity for the reuse or recycling of waste. Waste exchanges put potential users of waste materials in contact with waste generators. Appendix 4 lists a number of waste material exchanges and management associations; and
- (b) Recycling programs are in place for some hazardous wastes such as used oil, waste fuels, solvents and batteries. For information on recycling programs, contact the waste management associations listed in Appendix 4 or ED.

4.2 General Requirements for Storage Containers

Hazardous waste should be stored in containers as follows:

- In the original containers, where possible, or in containers manufactured for the purpose of storing hazardous waste. The containers must be sound, sealable and not damaged or leaking. The Transport Authority regulates container specifications.
- Clearly labelled according to the Work Site Hazardous Materials Information System (WHMIS) and/or the relevant Transport Authority, if transportation is planned.
- Bulked into specified means of containment that is outlined in the TDGR. If the hazardous waste is not a dangerous good, the means of containment must be suitable to ensure that the contents will remain secure during storage and transportation.
- The containers should be sealed or closed at all times, unless in use.

4.3 General Requirements for Storage Facilities

Hazardous waste must be stored in a safe and secure manner. In general, hazardous waste should be stored according to the following points:

- Drainage is controlled to prevent spills or leaks from leaving the site and to prevent run-off from entering the site.
- Wastes are segregated by chemical compatibility to ensure safety of the public, workers and facility. The National Fire Code as well as TDGR can be referenced for segregation criteria.
- Hazardous wastes are stored in a secure area with controlled access. Only persons authorized to enter and trained in waste handling procedures should have access to the storage site.
- Regular inspections of stored hazardous wastes are performed and recorded. Containers are placed so that each container can be inspected for signs of leaks or deterioration. Leaking or deteriorated containers must be immediately removed and their contents transferred to a sound container.
- A record of the type and amount of waste in storage should be maintained.
- Hazardous waste containers must not be allowed to fill up with water when stored outdoors. Drums frequently accumulate water from rainfall and snowmelt, if stored upright, outside, without proper sealing.
- Empty containers need to be stored on their side to prevent water from entering.
- Storage sites must have emergency response equipment and material appropriate for the hazardous waste stored on site.
- Where the hazardous waste storage site is to be used for long term storage and the amount of waste in storage exceeds the quantity requirements set out in Schedule VI, the site needs to be registered in accordance with Section 2.5 of this guideline.
- Hazardous waste storage sites must meet all local by-law and zoning requirements. It is recommended that the local Fire Chief be advised of the storage facility and its contents for emergency planning and response purposes.

4.4 Hazardous Waste Treatment or Disposal

It is not acceptable for hazardous waste to be abandoned, poured down sewers, dumped on land or discarded at a landfill.

Treating hazardous waste to reduce or eliminate hazards is the final option after implementing appropriate pollution prevention options. It is the responsibility of the generator to treat or dispose of hazardous waste properly. Although a discussion of treatment and disposal methods is beyond the scope of this guideline, the following are general points for consideration:

- The generator is required to determine and follow the proper management method for the hazardous waste generated. Information on proper management methods for hazardous waste types can be found at the following sources:
 - the manufacturer's Safety Data Sheet (SDS) provided with the raw materials;
 - the manufacturer;
 - this guideline and other relevant legislation; and
 - waste management consultants and associations.
- Open burning of hazardous waste is prohibited.
- Mixing different types of hazardous waste in the same container may cause dangerous chemical reactions. It is also important to control the quality of any waste to ensure it can be recycled or disposed of properly. Contaminating wastes with other wastes may prevent reuse/recycling options and increase disposal costs.
- Hazardous waste containers should be emptied, to the greatest extent possible, using regular handling procedures, or by triple rinsing with an appropriate cleaning agent. Rinsings must be managed according to their waste characteristics. Containers must be rendered unusable by puncturing or crushing prior to disposal. This is especially of concern for containers which could otherwise be used for water or food storage.

4.5 Record of Disposal Requirements

A completed six-part hazardous waste movement document (waste manifest) is a record of disposal that accompanies the transportation of hazardous waste from registered generators to carriers to receivers. The completed movement document form provides:

- Detailed information on the types and amounts of hazardous waste shipped;
- A record of who is in charge, management or control of the hazardous waste; and
- Information on the storage, treatment or disposal of the waste and confirmation that the hazardous waste arrived at an authorized receiver.

The generator (consignor), carrier and receiver (consignee) must each complete their portion of the movement document. The information provided on the movement document, as well as other TDGR requirements (i.e. labelling and placarding) are also intended to assist first responders (police, ambulance, fire fighters) with hazard information should a transportation accident occur. Movement documents are available from ED.

Copies of the completed movement document are required to be forwarded according to the instructions on the back of each copy, as follows:

- Copy 1 Sent to ED upon consignment to a carrier by the generator.
- Copy 2 Retained by the generator.
- Copy 3 Sent to ED upon receiving the consignment by the receiver.
- Copy 4 Returned to the carrier by the receiver.
- Copy 5 Retained by the receiver.
- Copy 6 Sent to the generator by the receiver.

A hazardous waste movement document must be used under the following circumstances:

- 1) The inter-provincial/territorial movement of hazardous waste according to the [Interprovincial Movement of Hazardous Waste Regulations](#).
- 2) The normal movement of all types of hazardous waste within the NWT (except used oil).
- 3) The requirement of the use of a movement document in a province or territory of destination.

An alternate record of disposal that contains all the information outlined in Schedule VIII may be utilized under the following circumstances:

- 1) Used oil transported to a registered used oil burner in the NWT in accordance with the [Used Oil and Waste Fuel Management Regulations](#).
- 2) The movement document is not required for the particular waste type in the province or territory of destination.

4.6 Disposal of Hazardous Waste Outside of the NWT

Hazardous waste can be sent to a hazardous waste management facility outside of the NWT if the receiving facility is registered in the receiving province or territory and is authorized to manage that waste. Waste types such as contaminated soil or drilling waste may not be considered hazardous waste in other provinces or territories but must still be transported to authorized disposal facilities. Hazardous waste generated in the NWT is commonly transported to Alberta or British Columbia (BC) for treatment or disposal. A list of hazardous waste management facilities in these provinces is available by visiting Alberta Environment and Parks website <http://aep.alberta.ca/waste/waste-facilities/hazardous-facilities.aspx> or the BC Environmental Industries Associations website (<http://www.hazwastebc.com>). The list of organizations in Appendix 4 can help to determine the best hazardous waste management option.

It is important for generators to know the differences in hazardous waste regulations between provincial/territorial jurisdictions and ensure that the hazardous waste is disposed of in a manner that satisfies all jurisdictions where the hazardous waste will be generated, transported and disposed.

It is important for generators to use shipping names of hazardous waste that align with the province or territory of destination. If the waste receiving facility is not familiar with the movement document for a particular type of waste it is important to ensure a complete record of disposal is utilized and that the receiving site provides a signed copy that confirms the ultimate disposal. Under these circumstances the generator in the NWT is required to provide the signed copy to ED.

International and interprovincial/territorial shipments of hazardous waste are also controlled under the federal [Export and Import of Hazardous Waste and Hazardous Recyclable Material Regulations](#) and the [Interprovincial Movement of Hazardous Waste Regulations](#).

4.7 Alternative Management Methods

ED will give consideration to proposals for alternate management methods that provide an equivalent level of environmental protection to those identified in this guideline. Staff in the Environment Division are available to discuss and review proposed hazardous waste treatment and disposal options.

5 Conclusion

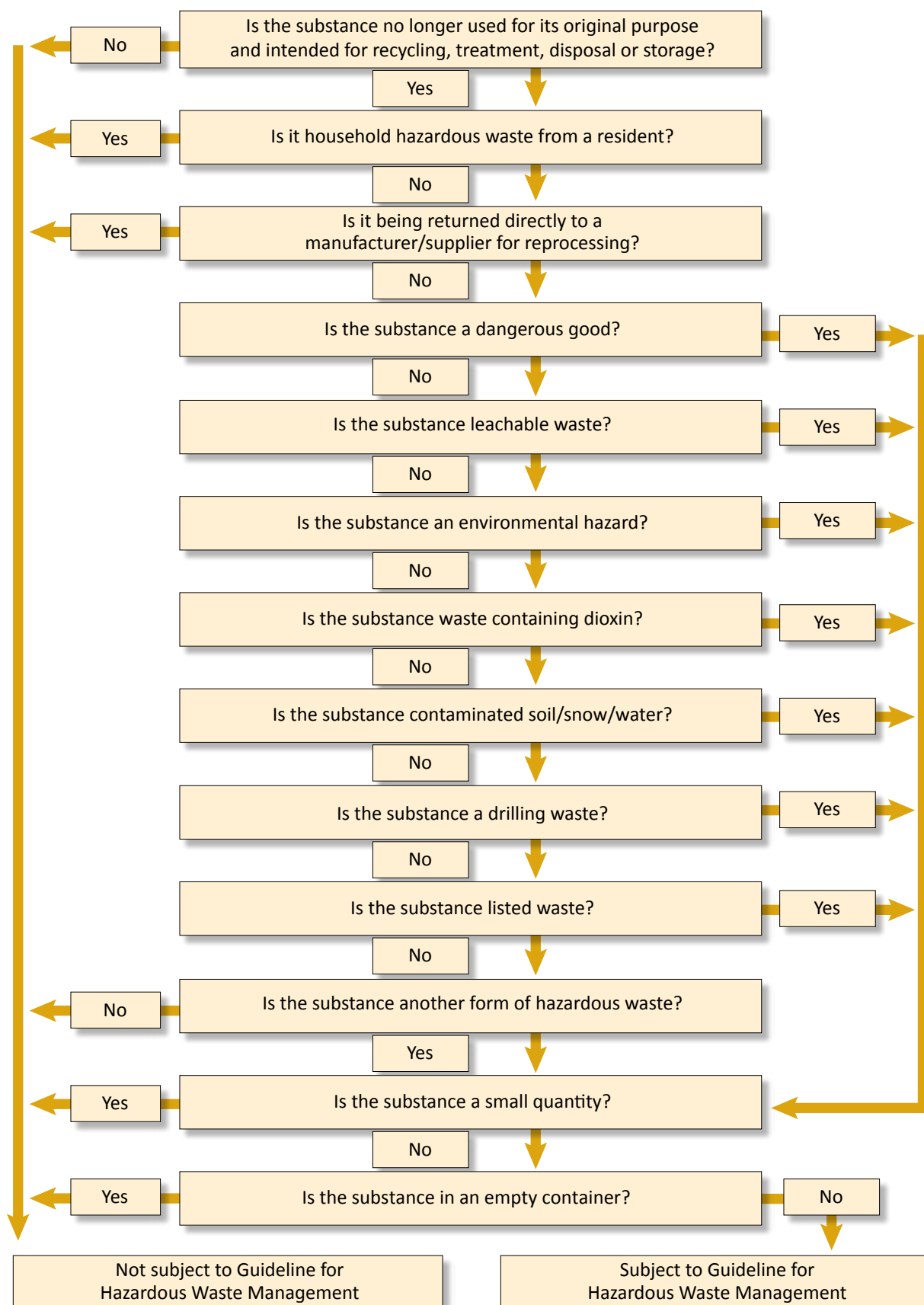
This guideline outlines the basics of hazardous waste management in the NWT. It is intended to provide direction when making hazardous waste management decisions to prevent the discharge of contaminants, or situations that contribute to the likely discharge of contaminants. It does not replace the existing legislation which is referenced in the guideline. Please contact the appropriate agency before proceeding. For more information regarding hazardous waste please visit our website (<http://www.enr.gov.nt.ca/en/services/hazardous-waste>) or contact:

Environment Division
Department of Environment and Natural Resources
Government of the Northwest Territories
7th floor, Scotia Centre
5102 50th Avenue

Mailing Address:
PO Box 1320
Yellowknife NT X1A 2L9

Tel: (867) 767-9236 ext. 53176
Fax: (867) 873-0221

Figure 3: Decision Flow Chart for Determining if a Waste is a Hazardous Waste



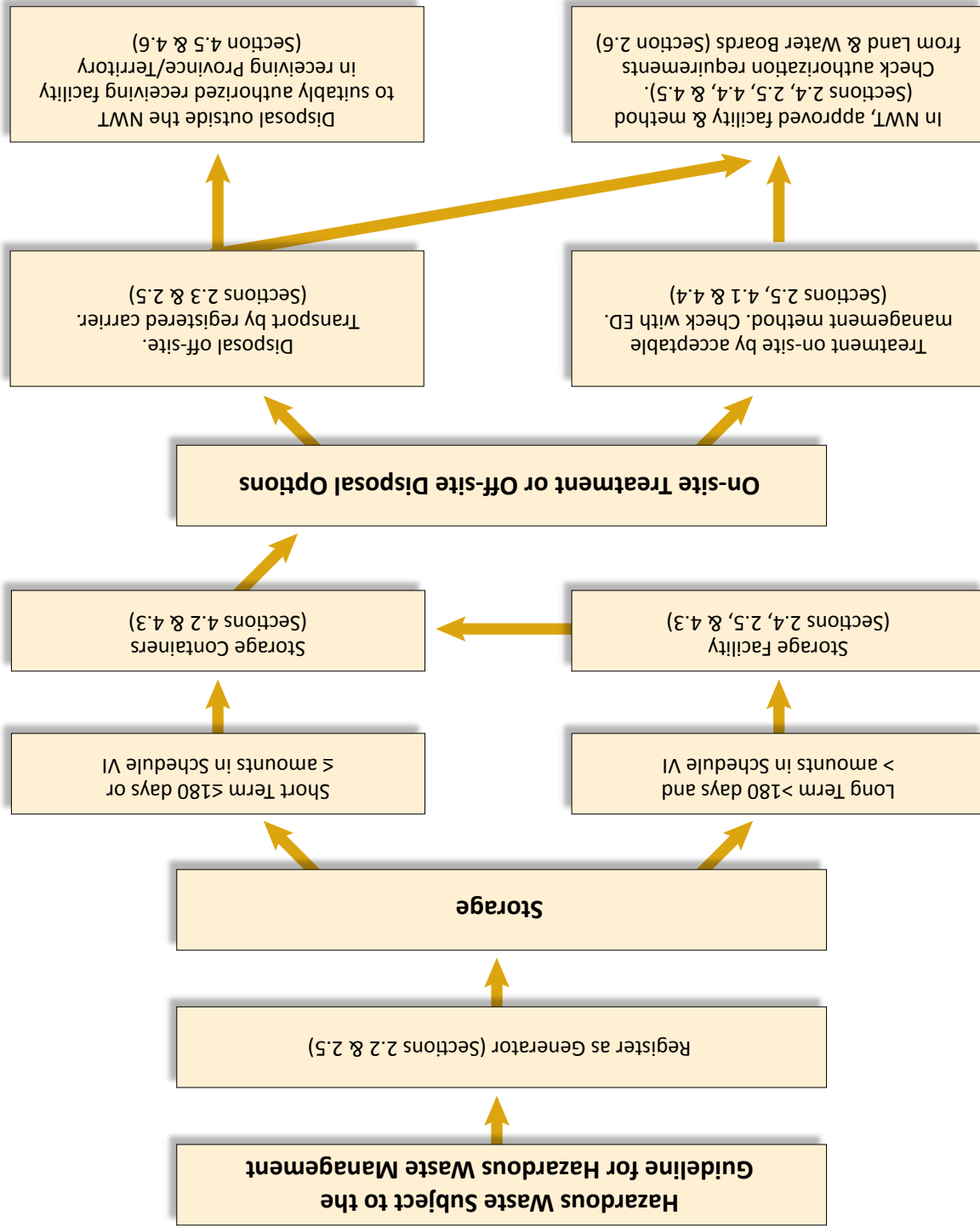
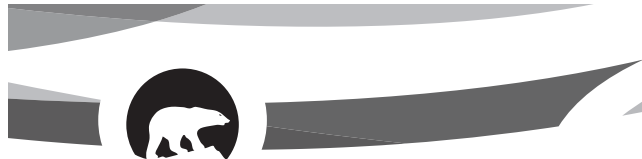


Figure 4: Hazardous Waste Management Process for Generators



FORM 1: HAZARDOUS WASTE GENERATOR REGISTRATION FORM

Instructions

1. The following information must be provided in order to register and obtain a generator number in the NWT. Incomplete applications will be returned to the applicant.
2. Completed registration forms are to be forwarded to EnvironmentalProtection@gov.nt.ca, or mailed to:
Environment Division
Department of Environment and Natural Resources
Government of the Northwest Territories
P.O. Box 1320, Yellowknife NT X1A 2L9
3. Use additional pages to provide information as required.

FORMULAIRE 1 : INSCRIPTION À TITRE DE PRODUCTEUR DE DÉCHETS DANGEREUX

Instructions

1. Veuillez fournir les renseignements suivants pour vous inscrire et pour obtenir un numéro de producteur aux TNO. Les formulaires incomplets seront retournés aux demandeurs.
2. Veuillez expédier les formulaires remplis par courriel (EnvironmentalProtection@gov.nt.ca), ou par la poste :
Division de l'environnement
Ministère de l'Environnement et des Ressources naturelles
Gouvernement des Territoires du Nord-Ouest
C. P. 1320, Yellowknife NT X1A 2L9
3. Au besoin, utilisez des feuilles supplémentaires pour fournir l'information nécessaire.

Section 1: Contact Information / Coordonnées

Generator Company (Legal) Name:

Nom de l'entreprise productrice (nom légal) :

Mailing Address:

Adresse postale :

Contact Person:

Personne-ressource :

Title:

Titre de poste :

Phone:

N° de téléphone :

Email:

Courriel :

Alternate Contact Person:

Personne-ressource supplémentaire :

Title:

Titre de poste :

Phone:

N° de téléphone :

Email:

Courriel :

Section 2: Description of Waste Types Generated / Description des déchets produits

(Provide a separate table or reference waste management plan. / Utilisez un tableau séparé ou faites référence à votre plan de gestion des déchets.)

Location where waste is generated (coordinates or physical address):

Lieu où les déchets sont produits (coordonnées ou adresse physique) :

Describe types of hazardous waste (if not Dangerous Goods, indicate in description)

Décrivez le type de déchets dangereux (s'il ne s'agit pas de déchets dangereux, veuillez décrire le produit)

Shipping Name (description)

Désignation officielle (description)

UN No.
N° ONU

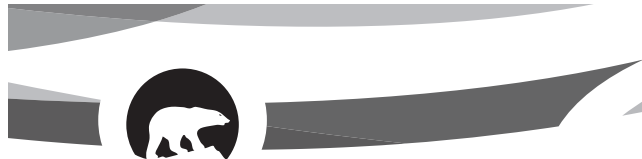
TDGR Class
Catégorie
du RTMD

Quantity generated
(kg or L)
Quantité transportée
(en kg ou en L)

Monthly/Annually
Mensuellement
ou annuellement

Section 3: I certify that the information provided on this form is correct and accurate.
Je certifie que les renseignements fournis dans le présent formulaire sont exacts, fiables, et complets.

<div></div>		<div></div>
Signature of Contact Person / Signature de la personne-ressource		Date (MM-DD-YYYY) / Date (MM-JJ-AAAA)
Name of Contact Person (Print): Nom de la personne-ressource (caractères d'imprimerie) :		
Title: Titre de poste :		
Phone: N° de téléphone :	Email: Courriel :	



FORM 2: HAZARDOUS WASTE CARRIER REGISTRATION FORM

Instructions

1. The following information must be provided in order to register and obtain a carrier number in the NWT. Incomplete applications will be returned to the applicant.
2. Completed registration forms are to be forwarded to environmental_protection@gov.nt.ca, or mailed to:
Environment Division
Department of Environment and Natural Resources
Government of the Northwest Territories
P.O. Box 1320, Yellowknife NT X1A 2L9
3. Use additional pages to provide information as required.

FORMULAIRE 2 : INSCRIPTION DES TRANSPORTEURS DE DÉCHETS DANGEREUX

Instructions

1. Veuillez fournir les renseignements suivants pour vous inscrire et pour obtenir un numéro de transporteur aux TNO. Les formulaires incomplets seront retournés aux demandeurs
2. Veuillez expédier les formulaires remplis par courriel (environmental_protection@gov.nt.ca), ou par la poste :
Division de l'environnement
Ministère de l'Environnement et des Ressources naturelles
Gouvernement des Territoires du Nord-Ouest
C. P. 1320, Yellowknife NT X1A 2L9
3. Au besoin, utilisez des feuilles supplémentaires pour fournir l'information nécessaire.

Section 1: Contact Information / Coordonnées

Carrier Company (Legal) Name:

Nom de l'entreprise productrice (nom légal) :

Mailing Address:

Adresse postale :

Contact Person:

Personne-ressource :

Title:

Titre de poste :

Phone:

N° de téléphone :

Email:

Courriel :

Contact Person:

Personne-ressource :

Title:

Titre de poste :

Phone:

N° de téléphone :

Email:

Courriel :

Section 2: Description of Carrier's Activities / Description des activités du transporteur

(Provide a separate table or reference waste management plan. / Veuillez fournir un tableau distinct ou faire référence au plan de gestion des déchets.)

Mode of Transport (check all that apply):

Mode de transport (cochez tous ceux qui s'appliquent)

☐ Road

Routier

☐ Rail

Ferroviaire

☐ Ship

Maritime

☐ Air

Aérien

Proof of transport liability insurance is attached (certificate of insurance):

Vous avez joint une preuve d'assurance responsabilité civile de transport (certificat d'assurance)

☐ Yes

Oui

☐ No

Non

Proof of training from the applicable Transport Authority is attached:

Vous avez joint une preuve de formation de l'agence de transport concernée :

☐ Yes

Oui

☐ No

Non

A spill contingency plan is attached:

Vous avez joint un plan d'urgence en cas de déversement :

☐ Yes

Oui

☐ No

Non

Describe types of hazardous waste (if not Dangerous Goods, indicate in description) Décrivez le type de déchets dangereux (s'il ne s'agit pas de déchets dangereux, veuillez décrire le produit)				
Shipping Name (description) Désignation officielle (description)	UN No. N° ONU	TDGR Class Catégorie du RTMD	Quantity generated (kg or L) Quantité transportée (en kg ou en L)	Monthly/Annually Mensuellement ou annuellement

**Section 3: I certify that the information provided on this form is correct, accurate and complete.
Je certifie que les renseignements fournis sont exacts, fiables, et complets.**

<div></div>		<div></div>	
Signature of Contact Person / Signature de la personne-ressource		Date (MM-DD-YYYY) / Date (MM-JJ-AAAA)	
Name of Contact Person (Print): Nom de la personne-ressource (caractères d'imprimerie) :			
Title: Titre de poste :			
Phone: N° de téléphone :		Email: Courriel :	

Schedule I: Leachate Disposal Standards for Solid Waste / Process Residuals

Item	Parameter	Concentration (mg/L)	Item	Parameter	Concentration (mg/L)
1.	Antimony	0.6	25.	Ethyl benzene	0.24
2.	Arsenic	2.5	26.	Fluoride	150
3.	Barium	100	27.	Hexachlorobenzene	0.13
4.	Benzene	0.5	28.	Hexachlorobutadiene	0.5
5.	Beryllium	5.0	29.	Hexachloroethane	3.0
6.	Boron	500	30.	Lead	5.0
7.	Cadmium	0.5	31.	Mercury	0.1
8.	Carbon tetrachloride (Tetrachloromethane)	0.5	32.	Methyl ethyl ketone / Ethyl methyl ketone	200
9.	Chloramines	300	33.	Naphthalene	0.5
10.	Chlorobenzene (Monochlorobenzene)	8.0	34.	Nitrate + Nitrite	1000
11.	Chloroform	6.0	35.	Nitrilotriacetic acid (NTA)	40
12.	Chromium	5.0	36.	Nitrite	320
13.	Cobalt	100	37.	Nitrobenzene	2
14.	Copper	100	38.	Pentachlorophenol	6.0
15.	Cresol (Mixture – total of all isomers, when isomers cannot be differentiated)	200	39.	Pyridine	5.0
16.	Cyanide	20	40.	Selenium	1.0
17.	2,4-DCP / (2,4-Dichlorophenol)	90	41.	Silver	5.0
18.	1,2-Dichlorobenzene (o-Dichlorobenzene)	20	42.	Tetrachloroethylene	3.0
19.	1,4-Dichlorobenzene (p-Dichlorobenzene)	0.5	43.	2,3,4,6-Tetrachlorophenol / (2,3,4,6-TeCP)	10
20.	1,2-Dichloroethane (Ethylene dichloride)	0.5	44.	Toluene	2.4
21.	1,1-Dichloroethylene (Vinylidene chloride)	1.4	45.	Trichloroethylene	0.5
22.	Dichloromethane (also see – methylene chloride)	5.0	46.	Trihalomethanes – Total (also see – Chloroform)	10
23.	2,4-Dinitrotoluene	0.13	47.	Uranium	2.0
24.	Polychlorinated dibenzo dioxins and furans (TEQ)	0.0000015	48.	Xylene	0.5
			49.	Zinc	500

Schedule II: Dioxin Toxicity Equivalency Factors

Column I – Congeners	Column II – TEF*
2,3,7,8-tetrachlorodibenzo-p-dioxin	1.0
1,2,3,7,8-pentachlorodibenzo-p-dioxin	0.5
1,2,3,4,7,8-hexachlorodibenzo-p-dioxin	0.1
1,2,3,6,7,8-hexachlorodibenzo-p-dioxin	0.1
1,2,3,7,8,9-hexachlorodibenzo-p-dioxin	0.1
1,2,3,4,6,7,8-heptachlorodibenzo-p-dioxin	0.01
octachlorodibenzo-p-dioxin	0.001
2,3,7,8-tetrachlorodibenzofuran	0.1
1,2,3,7,8-pentachlorodibenzofuran	0.05
2,3,4,7,8-pentachlorodibenzofuran	0.5
1,2,3,4,7,8-hexachlorodibenzofuran	0.1
1,2,3,6,7,8-hexachlorodibenzofuran	0.1
1,2,3,7,8,9-hexachlorodibenzofuran	0.1
2,3,4,6,7,8-hexachlorodibenzofuran	0.1
1,2,3,4,6,7,8-heptachlorodibenzofuran	0.01
1,2,3,4,7,8,9-heptachlorodibenzofuran	0.01
octachlorodibenzofuran	0.001

* Toxicity Equivalency Factor

Schedule III: Listed Waste

1. Absorbent material
2. Household hazardous waste consolidated at a municipal collection depot
3. Incinerator ash (bottom/fly ash)
4. Used oil and used oil filters*
5. Waste asbestos (defined in the Guideline for the Management of Waste Asbestos)
6. Biomedical waste (defined in Guideline for the Management of Biomedical Waste)
7. Lead paint that produces a leachate greater than 5 mg/L (defined in the Guideline for the Management of Waste Lead and Lead Paint)
8. Glycol (Antifreeze) solutions (defined in the Guideline for the Management of Waste Antifreeze)
9. Halocarbons (defined in the Guideline for the Management of Ozone Depleting Substances and Halocarbon Alternatives)
10. Waste paint (defined in the Guideline for the Management of Waste Paint)
11. Mercury-containing lamps (defined in the Guide to Recycling Mercury-Containing Lamps)

* No person shall dispose of a filter used to filter oil unless, 24 hours before disposing of the filter,
 (a) the inner chamber of the filter is punctured and the contents are drained; or
 (b) the filter is mechanically crushed or shredded and the contents have been collected.

Schedule IV: Severely Toxic Contaminants

Item	Substances
1.	(4-Chlorophenyl)cyclopropylmethanone, O-[(4-nitrophenyl)methyl]oxime
2.	Benzenamine, N-phenyl-, Reaction Products with Styrene and 2,4,4-Trimethylpentene (BNST)
3.	Chlorobiphenyls
4.	Chlorinated Alkanes
5.	Dibenzofuran
6.	Dibenzo-para-dioxin
7.	Dichloromethane
8.	Hexabromocyclododecane (HBCD)
9.	Hexachlorobutadiene, which has the molecular formula C ₄ Cl ₆
10.	Hexavalent chromium compounds
11.	Long-Chain (C ₉ -C ₂₀) Perfluorocarboxylic Acids (PFCAs), their Salts and their Precursors
12.	Mercury
13.	Perfluorooctane Sulfonate (PFOS), Its Salts and Its Precursors
14.	Polychlorinated dibenzodioxins
15.	Polychlorinated Dibenzofurans
16.	Polychlorinated Naphthalenes (PCNs)
17.	Polychlorinated Terphenyls
18.	Tetrabutyltin
19.	Tetrachlorobenzenes (TeCBs)
20.	Tetrachloroethylene
21.	Tributyltins

Schedule V: Small Quantity Threshold for Types of Hazardous Waste

	Column I: Hazardous Waste Type	Column II: Amount
1.	All hazardous waste unless otherwise specified	5 kg or L
2.	Dangerous Goods Class 6.1, Packing Group I	1 kg or L
3.	Waste batteries	50 kg
4.	Contaminated snow/water	20 kg or L
5.	Contaminated soil	500 kg
6.	Waste Glycol	20 L
7.	Incinerator ash	20 kg
8.	Waste paint	20 kg or L
9.	Used Oil	20 L
10.	Leachable waste containing Severely Toxic Contaminants	1 kg or L
11.	Severely Toxic Contaminants in pure form	n/a hazardous waste in any quantity

Schedule VI: Registration Volumes

Minimum quantity of hazardous waste¹ necessary for registration as a Hazardous Waste Storage Facility.

Waste Classification TDG	Quantity ² (Kg or L)
2.1 Compressed Gas (flammable)	500 ³
2.2 Compressed Gas (non-corrosive, non-flammable, non-toxic)	5,000 ³
2.3 Compressed Gas (toxic)	200 ³
3 Flammable Liquids Packing Group I	1,000
3 Flammable Liquids Packing Group II	2,000
3 Flammable Liquids Packing Group III	5,000
4.1 Flammable Solids	5,000
4.2 Substances Liable to Spontaneous Combustion	1 00
4.3 Water-reactive Substances	50
5.1 Oxidizing Substances	1,000
5.2 Organic Peroxides	50
6.1 Toxic Substances Packing Group I	1,000
6.1 Toxic Substances Packing Group II	2,000
6.1 Toxic Substances Packing Group III	5,000
6.2 Infectious Substances	500 ³
6.2 Infectious Substances Category A requiring an ERAP	any amount
8 Corrosive Substances Packing Group I	1,000
8 Corrosive Substances Packing Group II	2,000
8 Corrosive Substances Packing Group III	5,000
9 Miscellaneous	1,000 ⁴
Other Hazardous Waste Types	
Polychlorinated Biphenyls	100
Leachable waste	5,000
Hazardous to the Aquatic Environment	5,000
Waste containing dioxins and furans	5,000
Contaminated soil	50,000
Drilling waste	50,000
Used Oil, Glycol, Contaminated Water	5,000
Total Aggregate Quantity of Hazardous Waste⁵	5,000

¹ This applies to hazardous waste and not dangerous goods.

² Quantity refers to liquids when the amount is expressed in litres (L) and solids when expressed in kilograms (Kg).

³ Total liquid volume capacity of the container.

⁴ PCB storage is regulated by Environment and Climate Change Canada under the *Canadian Environmental Protection Act*. Storage of products containing PCBs in a concentration of 50 mg/kg or more and in an amount of 100 litres or more, 100 kilograms or more, or in a lesser amount if it contains 1 kilogram or more of PCBs.

⁵ Except for Contaminated soil and Drilling waste where total aggregate quantity must exceed 50,000 kg.

A **Customer / Client**
Producteur / Expéditeur

Company name / Nom de l'entreprise

Shipping address / Adresse postale

City / Ville

Province

Postal code / Code postal

Country / Pays

Telephone / Téléphone

Fax / Tél.

Internet / Internet

Website / Site web

Business / Commerce

Industry / Industrie

Product / Produit

Quantity / Quantité

Unit / Unité

Weight / Poids

Volume / Volume

Value / Valeur

Insurance / Assurance

Signature / Signature

Date / Date

B **Carrier**
Transporteur

Company name / Nom de l'entreprise

Shipping address / Adresse postale

City / Ville

Province

Postal code / Code postal

Country / Pays

Telephone / Téléphone

Fax / Tél.

Internet / Internet

Website / Site web

Business / Commerce

Industry / Industrie

Product / Produit

Quantity / Quantité

Unit / Unité

Weight / Poids

Volume / Volume

Value / Valeur

Insurance / Assurance

Signature / Signature

Date / Date

Sample for Illustration.
Do not use

C **Receiver / Destinataire**

Company name / Nom de l'entreprise

Shipping address / Adresse postale

City / Ville

Province

Postal code / Code postal

Country / Pays

Telephone / Téléphone

Fax / Tél.

Internet / Internet

Website / Site web

Business / Commerce

Industry / Industrie

Product / Produit

Quantity / Quantité

Unit / Unité

Weight / Poids

Volume / Volume

Value / Valeur

Insurance / Assurance

Signature / Signature

Date / Date

D **Sender / Expéditeur**

Company name / Nom de l'entreprise

Shipping address / Adresse postale

City / Ville

Province

Postal code / Code postal

Country / Pays

Telephone / Téléphone

Fax / Tél.

Internet / Internet

Website / Site web

Business / Commerce

Industry / Industrie

Product / Produit

Quantity / Quantité

Unit / Unité

Weight / Poids

Volume / Volume

Value / Valeur

Insurance / Assurance

Signature / Signature

Date / Date

Schedule VIII: Information Required in a Record of Disposal

- 1) Generator, carrier, and receiver (disposal, recycling facility) are registered and identified with the following:
 - a) Registration numbers (where applicable);
 - b) Name of generator, carrier and receiver, mailing address and contact information;
 - c) Shipping and receiving site address is identified;
 - d) Name of person(s) consigning the waste, transporting, and receiving;
 - e) Telephone number; and
 - f) Date of shipment and receiving.
- 2) Intended receiver is declared prior to transportation, and the receiver is authorized to receive that waste.
- 3) The hazardous waste is identified and the description identifies the:
 - a) Common name of the waste (i.e. used oil, contaminated soil);
 - b) Amount of waste being transported in metric units (kg or L);
 - c) Number and means of containment (e.g., drum, bulk, tank, etc.); and
 - d) Physical state, solid, liquid or gas (e.g. S, L, G).
- 4) Multiple copies are made and the generator, carrier, as well as the receiver all receive a copy of the record of disposal (like 6-part movement document) that confirms who is in control of the waste:
 - a) Upon shipment;
 - b) During transportation; and
 - c) At the receiving facility.
- 5) ENR receives a completed and signed copy of the record of disposal upon:
 - a) Shipment from the generator; and
 - b) Receipt at the receiver.

Appendix 1:

Environmental Protection Act

The following is a subset of the *Environmental Protection Act*, R.S.N.W.T. 1988, c. E-3.¹

1. In this Act,

“contaminant” means any noise, heat, vibration or substance and includes such other substance as the Minister may prescribe that, where discharged into the environment,

- (a) endangers the health, safety or welfare of persons,
- (b) interferes or is likely to interfere with normal enjoyment of life or property,
- (c) endangers the health of animal life, or
- (d) causes or is likely to cause damage to plant life or to property;

“discharge” includes, but not so as to limit the meaning, any pumping, pouring, throwing, dumping, emitting, burning, spraying, spreading, leaking, spilling, or escaping;

“environment” means the components of the Earth and includes

- (a) air, land and water,
- (b) all layers of the atmosphere,
- (c) all organic and inorganic matter and living organisms, and
- (d) the interacting natural systems that include components referred to in paragraphs (a) to (c).

“inspector” means a person appointed under subsection 3(2) and includes the Chief Environmental Protection Officer.

2.2 The Minister may

- (a) establish, operate and maintain stations to monitor the quality of, and the discharge of contaminants into the environment in the Territories;
- (b) conduct research studies, conferences and training programs relating to contaminants and to the preservation, protection or enhancement of the environment;
- (c) develop, co-ordinate and administer policies, standards, guidelines and codes of practice relating to the preservation, protection or enhancement of the environment;

3. (2) The Chief Environmental Protection Officer may appoint inspectors and shall specify in the appointment that powers that may be exercised and the duties that may be performed by the inspector under this Act and regulations.

¹ The *Environmental Protection Act* (EPA) is updated from time to time. As this is a subset of the EPA, ENR recommends the reader review the official Act.

-
4. (1) Where the Chief Environmental Protection Officer is of the opinion, based on reasonable grounds, that it is necessary or advisable for the protection of the environment to do so, the Chief Environmental Protection Officer may, by order directed to any person, require that person
- (a) to install safeguards to prevent the discharge of contaminants into the environment;
 - (b) to site, transport or store any contaminant in the manner set out in the order; or
 - (c) to have on hand at all times the equipment and material necessary to alleviate the effect of any discharge of contaminants that may be specified in the order.
- (2) Where an inspector believes on reasonable grounds that a discharge of a contaminant in contravention of this Act, the regulations or a provision of a permit or licence is likely to occur, the inspector may issue an order requiring any person whose actions may increase the likelihood of a discharge or the owner or person in charge, management or control of the contaminant to take the preventive measures that the inspector considers necessary. R.S.N.W.T. 1988,c.117(Supp.),s.7.
5. (1) Subject to subsection (3), no person shall discharge or permit the discharge of a contaminant into the environment.
- (2) REPEALED, R.S.N.W.T. 1988,c.117(Supp.),s.8.
- (3) Subsection (1) does not apply where the person who discharged the contaminant or permitted the discharge of the contaminant establishes that
- (a) the discharge is authorized by this Act or the regulations or by an order issued under this Act or the regulations;
 - (a.1) the discharge
 - (i) is authorized by an Act of the Parliament of Canada or the Northwest Territories or by regulations made under any of those Acts, and
 - (ii) is not addressed in this Act or the regulations or by an order issued under this Act or the regulations;
 - (b) the contaminant has been used solely for domestic purposes and was discharged from within a dwelling house;
 - (c) the contaminant was discharged from the exhaust system of a vehicle;
 - (d) the discharge of the contaminant resulted from the burning of leaves, foliage, wood, crops or stubble for domestic or agricultural purposes;
 - (e) the discharge of the contaminant resulted from burning for land clearing or land grading;
 - (f) the discharge of the contaminant resulted from a fire set by a public official for habitat management of silviculture purposes;
 - (g) the contaminant was discharged for the purposes of combatting a forest fire;
 - (h) the contaminant is a soil particle or grit discharged in the course of agriculture or horticulture;
 - or
 - (i) the contaminant is a pesticide classified and labelled as “domestic” under the Pest Control Products Regulations (Canada).
- (4) The exceptions set out in subsection (3) do not apply (a) where a person discharges a contaminant that the inspector has reasonable grounds to believe is not usually associated with a discharge from the excepted activity.

-
- 5.1. Where a discharge of a contaminant into the environment in contravention of this Act or the regulations or the provisions of a permit or licence issued under this Act or the regulations occurs or a reasonable likelihood of such a discharge exists, every person causing or contributing to the discharge or increasing the likelihood of such a discharge, and the owner or the person in charge, management or control of the contaminant before its discharge or likely discharge, shall immediately:
- (a) subject to any regulations, report the discharge or likely discharge to the person or office designated by the regulations;
 - (b) take all reasonable measures consistent with public safety to stop the discharge, repair any damage caused by the discharge and prevent or eliminate any danger to life, health, property or the environment that results or may be reasonably expected to result from the discharge or likely discharge; and
 - (c) make a reasonable effort to notify every member of the public who may be adversely affected by the discharge or likely discharge.
6. (1) Where an inspector believes on reasonable grounds that a discharge of a contaminant in contravention of this Act or the regulations or a provision of a permit or licence issued under this Act or the regulations has occurred or is occurring, the inspector may issue an order requiring any person causing or contributing to the discharge or the owner or the person in charge, management or control of the contaminant to stop the discharge by the date named in the order.

Appendix 2:

Selecting a Hazardous Waste Receiver

The following information is provided as best practice and needs to be interpreted according to the type of hazardous waste being offered.

As a hazardous waste generator, it is important to carefully choose a hazardous waste receiver. Generators are responsible for their waste until it is legally and properly received at a suitably authorized facility.

Selection Factors

Below is a list of considerations when selecting a hazardous waste receiver:

- Ensure waste has been properly classified, either through characterization by a qualified consultant or environmental testing laboratory, or by reviewing the process generating the waste along with the original raw materials used in the process.
- Ensure the hazardous wastes are managed by companies that are capable of appropriately managing the wastes. This is important for hazardous waste disposal outside or inside of the NWT.
- Find out if the hazardous waste receiver has carried out any facility audits. Many waste receivers are required to submit audit reports to the provincial or territorial authority. Request a copy of the receivers most recent audit report. Most competent waste receivers arrange third party audits at their facilities and are willing to share and discuss the results with their potential clients.
- Get references from business colleagues who have used a specific hazardous waste receiver.
- Find out if the hazardous waste receiver has the appropriate authorization to manage your hazardous waste(s). Authorized receivers are required to have a facility registration number issued by the provincial or territorial authority.
- Check the Waste Receiver Assessment Program (<http://www.wrapaudit.com/index.php>) to see if a Waste Facility Environmental Review has been completed on behalf of other waste generators for the receiving facility.
- Ensure that the treatment/disposal methods proposed by companies are the appropriate and approved technology for your wastes. The receiver should be willing to provide a letter confirming how and when the hazardous waste was managed at the location named in the letter and that the management complied with all relevant regulatory requirements.
- Check the receiver's insurance coverage and review their environmental impairment liability, general liability and vehicle insurance coverage (if applicable).
- Check the Health and Safety record of the receiver and request a clearance letter from the applicable worker (Occupational) health and safety agency.

Note: If the receiver selected does not comply with the requirements of the applicable legislation and are charged with a violation while managing your wastes, the generator may also be held liable.

Appendix 3:

Dangerous Goods Classifications

Class 1: Explosives¹

Class 2: Compressed Gases

Division 2.1: Flammable Gases

Division 2.2: Non-Flammable Gases

Division 2.3: Toxic Gases

Class 3: Flammable Liquids

Packing Group I: Boiling point $\leq 35^{\circ}\text{C}$ and any Flash Point

Packing Group II: Boiling point: $> 35^{\circ}\text{C}$ and Flash Point $< 23^{\circ}\text{C}$

Packing Group III: If criteria for Packing Group I or II are not met

Class 4: Flammable Solids, Substances Liable To Spontaneous Combustion, Dangerous When Wet

Division 4.1: Flammable Solids

Division 4.2: Spontaneously Combustible

Division 4.3: Dangerous When Wet

Class 5: Oxidizers, Organic Peroxides

Division 5.1: Oxidizers

Division 5.2: Organic Peroxides

Class 6: Toxic Substances, Infectious Substances

Criteria for 6.1 Toxic Substances Packing Groups as per the TDGR					
Route of Exposure	Oral	Dermal	Inhalation mist	Inhalation vapor	
Unit of Measure	LD50 mg/kg	LD ₅₀ mg/kg	LC50 mg/L	V	LC50 mL/m ³
Packing Group I	≤ 5	≤ 50	≤ 0.2	$\geq 10 \times \text{LC50}$	≤ 1000
Packing Group II	> 5 but ≤ 50	> 50 but ≤ 200	> 0.2 but ≤ 2	$\geq \text{LC50}$	≤ 3000
Packing Group III	> 50 but ≤ 300	> 200 but ≤ 1000	> 2 but ≤ 4	$\geq 0.2 \times \text{LC50}$	≤ 5000

Division 6.2: Infectious Substances

Class 7: Radioactive Materials¹

Class 8: Corrosives

Class 9: Miscellaneous Dangerous Goods

¹ Class 1 and 7 are regulated under federal legislation and not subject to this guideline.

Appendix 4:

Regulatory Agencies, Land and Water Boards, Waste Exchanges, and Associations

Regulatory Agencies

1. Environmental Health
Department of Health and Social Services
5015 49th St
Box 1320
Yellowknife, NT X1A 2L9
Phone: (867) 767-9066 ext. 49262
2. Lands Administration
Department of Lands
PO Box 1320
1st Floor Gallery Building (4923 - 52nd Street)
Yellowknife, NT X1A 2L9
Phone: (867) 765-6701 Fax: (867) 669-8908
3. Office of the Fire Marshal
Department of Municipal and Community Affairs
600, 5201-50th Avenue
Yellowknife, NT X1A 2S9
Phone: (867) 873-7469 Fax: (867) 873-0206
4. Office of the Regulator of Oil and Gas Operations
4th floor, 5201-50th Avenue
P.O. Box 1320
Yellowknife, NT X1A 2L9
Phone: (867) 767-9097 Fax: (867) 920-0798
5. Road Licensing and Safety Headquarters
Department of Transportation
5015 - 49th Street
PO Box 1320
Yellowknife, NT X1A 2L9
Phone: (867) 767-9088 ext. 31169 Fax: (867) 873-0120

-
6. Workers' Safety and Compensation Commission
Centre Square Tower, 5th Floor
5022 49 Street
Box 8888
Yellowknife, NT X1A 2R3
General Inquiries phone: (867) 920-3888 Fax: (867) 873-4596
Toll Free: 1-800-661-0792
 7. Indigenous and Northern Affairs Canada
NWT Region
4923-52nd Street
P.O. Box 1500
Yellowknife, NT X1A 3Z4
Phone: (867) 669-2500 Fax: (867) 669-2715
 8. Canadian Nuclear Safety Commission
Western Regional Office
220 4th Avenue S.E., Suite 670
Calgary, AB T2G 4X3
Phone: (403) 292-5181 Fax: (403) 292-6985
Nuclear Emergency (24 Hour) (613) 995-0479
General Inquiries: info@cnsccsn.gc.ca
Phone: 613-995-5894 or 1-800-668-5284 (in Canada)
 9. Environmental Protection Branch
Environment and Climate Change Canada
5019 52nd St,
P.O. Box 2310
Yellowknife, NT X1A 2P7
Phone: (867) 669-4730 Fax: (867) 873-8185
 10. Environment Branch
National Energy Board
444 Seventh Ave. S.W.
Calgary, AB T2P 0X8
Phone: (403) 299-3676 Fax: (403) 292-5503
 11. Explosives Regulatory Division, Western Region
Natural Resources Canada
Unit 214 755 Lake Bonavista Dr. S.E.
Calgary, AB T2J 0N3
Phone: (403) 292-4766 Fax: (403) 292-4689
 12. Transport Canada
Prairie and Northern Region
4915 - 48th Street
3rd Floor, YK Centre East
P.O. Box 1439
Yellowknife, NT X1A 2P1
Phone: (888)-463-0521

Land and Water Boards

Gwich'in Land and Water Board	(867) 777-4954	http://glwb.com/
Mackenzie Valley Land and Water Board	(867) 669-0506	http://mvlwb.com/
Sahtu Land and Water Board	(867) 598-2413	http://slwb.com/
Wek'eezhii Land and Water Board	(867) 765-4592	http://wlwb.ca/
Inuvialuit Water Board	(867) 678-2942	www.inuvwb.ca
Environmental Impact Screening Committee	(867) 777-2828	http://www.screeningcommittee.ca/contact.html

Waste Exchanges

Canadianenvironmental.com		http://www.canadianenvironmental.com/
Stobec	(800) 561-6511	http://stobec.com/index.html
Waste Exchange Network		http://www.wastechange.com/canada.html

Associations

BC Environment Industry Association	(604) 683-2751	http://www.hazwastebc.com
Canadian Association for Laboratory Accreditation Inc. (CALA)	(613) 233-5300	http://www.cala.ca
Eco Canada	(800) 890-1924	http://www.eco.ca
Environmental Services Association of Alberta	(800) 661-9278	http://www.esaa.org
Manitoba Environmental Industries Association	(204) 783-7090	http://www.meia.mb.ca
Northern Territories Water and Waste Association	(867) 873-4325	http://ntwwa.com/
Saskatchewan Environmental Industry and Managers Association	(306) 250-4991	http://www.seima.sk.ca/
Standards Council of Canada (Environmental Laboratories)	(613) 569-7808	https://www.scc.ca/en/accreditation/laboratories
Waste Receiver Assessment Program	(403) 269-4351	http://www.wrapaudit.com

References

Alberta Energy Regulator. ERCB Directive 050: Drilling Waste Management, (May 2012). Available on-line at: <http://www.aer.ca/rules-and-regulations/directives/directive-050>

British Columbia Environmental Industry Association (BCEIA). *Selecting a Hazardous Waste Receiver/Processor Fact Sheet*, (2008). Available on-line at: http://www.bceia.com/wp/wp-content/uploads/2016/07/bceia_004_Selecting_a_Hazardous_Waste_Receiver-Processor_2013.pdf

Canadian Association of Petroleum Producers (CAPP). *Hydraulic Fracturing Operating Practice: FLUID TRANSPORT, HANDLING, STORAGE AND DISPOSAL*, (2012). Available on-line at: <http://www.capp.ca/getdoc.aspx?DocId=218146&DT=NTV>

Canadian Council of Ministers of the Environment (CCME). *Canada-Wide Standards for Dioxins and Furan Progress Report*, (2009). Available on-line at: http://www.ccme.ca/files/Resources/air/dioxins_furans/df_2009_prgrs_rpt_e.pdf

Government of Alberta, Alberta Environmental Protection. *Alberta User Guide for Waste Managers, Edmonton*, (1995). Available on-line at: http://esrd.alberta.ca/waste/hazardous-waste-management/documents/UserGuideMgr_part1.pdf

Government of Alberta, Alberta Environment – Waste Management Stakeholder Group. *Updating Alberta's Hazardous Waste Regulatory Framework*, (2006). Available on-line at: <https://open.alberta.ca/publications/updating-albertas-hazardous-waste-regulatory-framework>

Government of British Columbia, Ministry of Environment: Environmental Protection Branch. *Hazardous Waste Legislation Guide*, (2005). Available on-line at: http://www2.gov.bc.ca/gov/DownloadAsset?assetId=51C5BF7BBC8140FA93CE2C9AEABBC042&filename=haz_waste_leg_guide.pdf

Government of Canada, Environment and Climate Change Canada. *Toxic Substances Management Policy*, (1995). Available on-line at: <https://www.ec.gc.ca/toxiques-toxics/default.asp?lang=En&n=2A55771E-1>

Government of Canada, Environment and Climate Change Canada. *Solid Waste Management for Northern and Remote Communities: Planning and Technical Guidance Document*. (2017). available online at: <http://publications.gc.ca/site/eng/9.826705/publication.html>

Government of Canada, Transport Canada. *Transportation of Dangerous Goods Regulations*, (2014). Available on-line at: <https://www.tc.gc.ca/eng/tdg/clear-tofc-211.htm>

United Nations. *GLOBALLY HARMONIZED SYSTEM OF CLASSIFICATION AND LABELLING OF CHEMICALS (GHS)*, Fifth revised edition, New York and Geneva, (2013). Available on-line at: http://www.unece.org/fileadmin/DAM/trans/danger/publi/ghs/ghs_rev05/English/ST-SG-AC10-30-Rev5e.pdf

United States Environmental Protection Agency, *Toxicity Characteristic Leaching Procedure Test method 1311*, Washington, DC, (1992).

